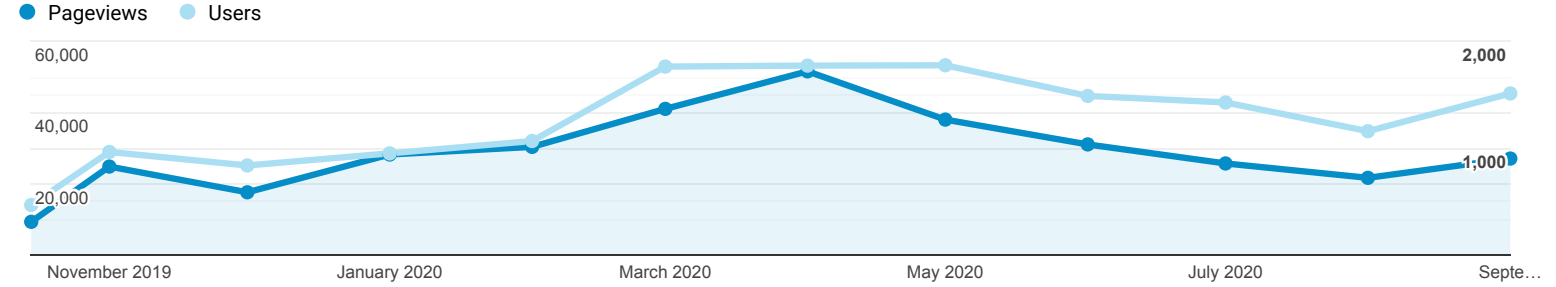


## Audience Overview

Oct 15, 2019 - Sep 30, 2020

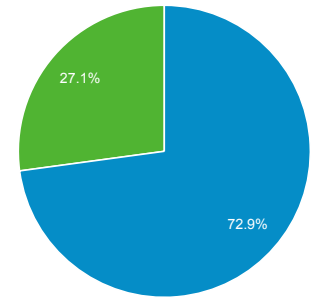
All Users  
100.00% Users

### Overview



<b>Users</b> 11,108	<b>New Users</b> 11,195	<b>Sessions</b> 69,717
<b>Number of Sessions per User</b> 6.28	<b>Pageviews</b> 346,672	<b>Pages / Session</b> 4.97
<b>Avg. Session Duration</b> 00:12:05	<b>Bounce Rate</b> 30.83%	


■ New Visitor ■ Returning Visitor



Browser	Users	% Users
1. Chrome	6,939	62.19%
2. Safari	1,607	14.40%
3. Firefox	1,124	10.07%
4. Internet Explorer	709	6.35%
5. Edge	569	5.10%
6. Opera	78	0.70%
7. Samsung Internet	66	0.59%
8. Android Webview	16	0.14%
9. UC Browser	12	0.11%
10. Rely Bot	8	0.07%

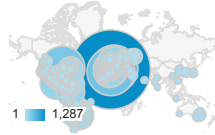
**Location** **Top 50 Cities of 1,278 Total**

Oct 15, 2019 - Sep 30, 2020

 All Users  
100.00% Users

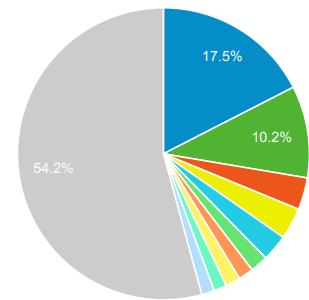
Map Overlay

Summary



City	Users	Users
	<input type="text" value="11,108"/> % of Total: 100.00% (11,108)	<input type="text" value="11,108"/> % of Total: 100.00% (11,108)
1. (not set)	2,207	17.46%
2. Madrid	1,287	10.18%
3. Barcelona	448	3.54%
4. Granada	442	3.50%
5. Chicago	373	2.95%
6. Pozuelo de Alarcon	249	1.97%
7. Alcobendas	211	1.67%
8. Seville	208	1.65%
9. Mexico City	180	1.42%
10. Valencia	179	1.42%
11. Brussels	177	1.40%
12. Las Rozas de Madrid	171	1.35%
13. Cordoba	170	1.35%
14. Malaga	162	1.28%
15. Buenos Aires	160	1.27%
16. Bogota	155	1.23%
17. Villaviciosa de Odon	150	1.19%
18. London	146	1.16%
19. New York	113	0.89%
20. Santiago	108	0.85%
21. Mar del Plata	93	0.74%
22. Valladolid	89	0.70%
23. Rosario	87	0.69%
24. San Juan	72	0.57%
25. Zaragoza	68	0.54%
26. Monterrey	68	0.54%
27. Badalona	64	0.51%
28. Alicante	58	0.46%
29. Santander	58	0.46%
30. A Coruna	57	0.45%
31. Jaen	53	0.42%

Contribution to total:



32.	■ Moscow	52	0.41%
33.	■ L'Hospitalet de Llobregat	50	0.40%
34.	■ Bilbao	45	0.36%
35.	■ Medellin	44	0.35%
36.	■ Almeria	44	0.35%
37.	■ Valdemoro	43	0.34%
38.	■ Pamplona	40	0.32%
39.	■ Alhaurin de la Torre	40	0.32%
40.	■ Berlin	39	0.31%
41.	■ Montevideo	39	0.31%
42.	■ Santiago de Compostela	37	0.29%
43.	■ Cartagena	36	0.28%
44.	■ Palma	36	0.28%
45.	■ Colmenar Viejo	36	0.28%
46.	■ Murcia	35	0.28%
47.	■ Tarragona	35	0.28%
48.	■ San Jose	33	0.26%
49.	■ Castellon de la Plana	33	0.26%
50.	■ Salamanca	32	0.25%

Rows 1 - 50 of 1278

Location

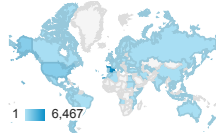
Top 50 Countries of 86 Total

Oct 15, 2019 - Sep 30, 2020

All Users  
100.00% Users

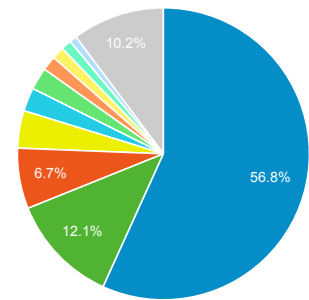
Map Overlay

Summary



Country	Users	Users
	11,108 % of Total: 100.00% (11,108)	11,108 % of Total: 100.00% (11,108)
1. Spain	6,467	56.78%
2. United States	1,382	12.13%
3. Argentina	764	6.71%
4. Mexico	473	4.15%
5. Colombia	296	2.60%
6. United Kingdom	280	2.46%
7. Belgium	185	1.62%
8. Peru	155	1.36%
9. Chile	131	1.15%
10. Germany	91	0.80%
11. Puerto Rico	86	0.76%
12. Costa Rica	84	0.74%
13. Ecuador	76	0.67%
14. Russia	67	0.59%
15. Canada	65	0.57%
16. Uruguay	57	0.50%
17. Netherlands	56	0.49%
18. Venezuela	45	0.40%
19. Italy	39	0.34%
20. China	36	0.32%
21. Brazil	35	0.31%
22. Australia	34	0.30%
23. Switzerland	32	0.28%
24. France	32	0.28%
25. Ireland	31	0.27%
26. (not set)	26	0.23%
27. Guatemala	25	0.22%
28. Austria	22	0.19%
29. Portugal	22	0.19%
30. Sweden	20	0.18%
31. Bolivia	18	0.16%

Contribution to total: Users



32.	■	Japan	18	0.16%
33.	■	Panama	18	0.16%
34.	■	Denmark	17	0.15%
35.	■	India	17	0.15%
36.	■	Luxembourg	14	0.12%
37.	■	El Salvador	14	0.12%
38.	■	Turkey	13	0.11%
39.	■	Poland	12	0.11%
40.	■	Bulgaria	8	0.07%
41.	■	Cuba	8	0.07%
42.	■	Israel	8	0.07%
43.	■	South Korea	7	0.06%
44.	■	Lithuania	7	0.06%
45.	■	Romania	7	0.06%
46.	■	Ukraine	7	0.06%
47.	■	Honduras	5	0.04%
48.	■	Hungary	5	0.04%
49.	■	Dominican Republic	4	0.04%
50.	■	Nicaragua	4	0.04%