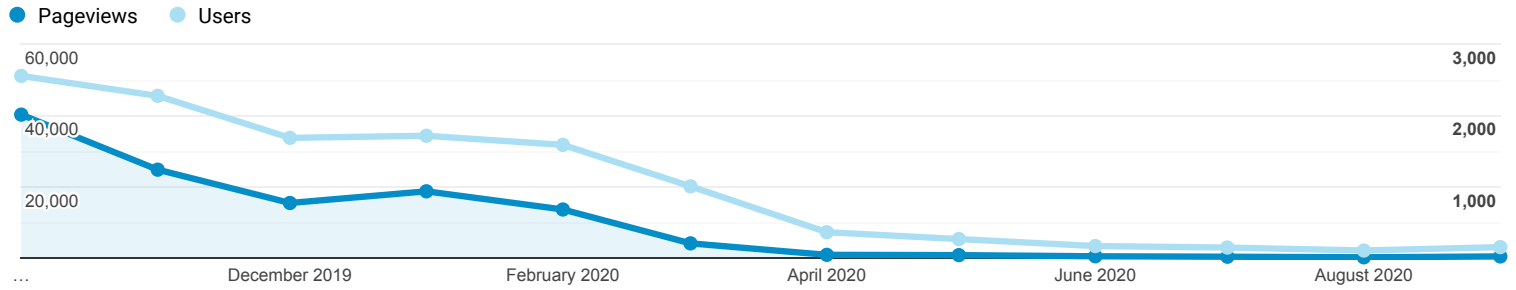


## Audience Overview

Oct 1, 2019 - Sep 30, 2020

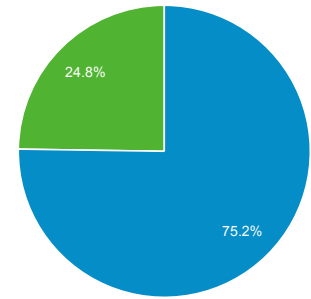
All Users  
100.00% Users

### Overview



<b>Users</b> 9,649	<b>New Users</b> 8,938	<b>Sessions</b> 36,590
<b>Number of Sessions per User</b> 3.79	<b>Pageviews</b> 120,979	<b>Pages / Session</b> 3.31
<b>Avg. Session Duration</b> 00:07:31	<b>Bounce Rate</b> 48.58%	

■ New Visitor ■ Returning Visitor



Browser	Users	% Users
1. Chrome	4,440	45.83%
2. Internet Explorer	2,174	22.44%
3. Safari	1,616	16.68%
4. Firefox	793	8.18%
5. Edge	464	4.79%
6. Opera	82	0.85%
7. Samsung Internet	45	0.46%
8. Mozilla	19	0.20%
9. Android Webview	10	0.10%
10. Mozilla Compatible Agent	8	0.08%

Location

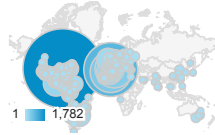
Top 50 Cities of 997 Total

Oct 1, 2019 - Sep 30, 2020

All Users  
100.00% Users

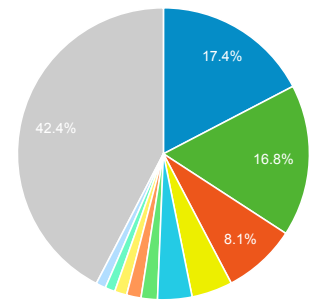
Map Overlay

Summary



City	Users	Users
	9,649 % of Total: 100.00% (9,649)	9,649 % of Total: 100.00% (9,649)
1. (not set)	1,839	17.36%
2. Chicago	1,782	16.82%
3. Madrid	862	8.14%
4. Granada	480	4.53%
5. Barcelona	403	3.80%
6. Mexico City	192	1.81%
7. Seville	170	1.60%
8. London	143	1.35%
9. Limerick	117	1.10%
10. Buenos Aires	115	1.09%
11. Valencia	114	1.08%
12. Santiago	102	0.96%
13. Rosario	87	0.82%
14. Malaga	82	0.77%
15. New York	76	0.72%
16. Bogota	75	0.71%
17. Valladolid	68	0.64%
18. Monterrey	64	0.60%
19. Pozuelo de Alarcon	61	0.58%
20. Castellon de la Plana	60	0.57%
21. San Juan	59	0.56%
22. Bilbao	50	0.47%
23. Jaen	49	0.46%
24. Cordoba	48	0.45%
25. Zaragoza	48	0.45%
26. Pamplona	43	0.41%
27. San Francisco	43	0.41%
28. Alicante	42	0.40%
29. A Coruna	41	0.39%
30. Los Angeles	38	0.36%
31. Quito	37	0.35%

Contribution to total: Users



32.	■ Colmenar Viejo	33	0.31%
33.	■ Alcobendas	31	0.29%
34.	■ Badalona	30	0.28%
35.	■ Donostia-San Sebastian	29	0.27%
36.	■ Dublin	29	0.27%
37.	■ Munich	28	0.26%
38.	■ Las Palmas de Gran Canaria	27	0.25%
39.	■ Santiago de Compostela	27	0.25%
40.	■ Cartagena	27	0.25%
41.	■ Palma	27	0.25%
42.	■ Vigo	27	0.25%
43.	■ Boston	27	0.25%
44.	■ Santander	26	0.25%
45.	■ Almeria	24	0.23%
46.	■ Alcala de Henares	24	0.23%
47.	■ Montevideo	24	0.23%
48.	■ San Jose	23	0.22%
49.	■ Berlin	23	0.22%
50.	■ L'Hospitalet de Llobregat	23	0.22%

Rows 1 - 50 of 997

Location

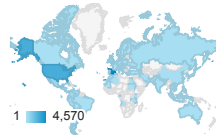
Top 50 Countries of 95 Total

Oct 1, 2019 - Sep 30, 2020

All Users  
100.00% Users

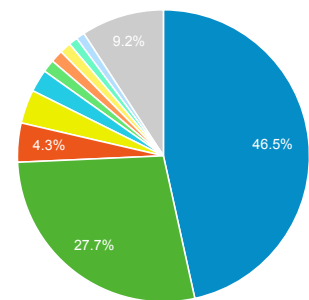
Map Overlay

Summary



Country	Users	Users
	9,649 % of Total: 100.00% (9,649)	9,649 % of Total: 100.00% (9,649)
1. Spain	4,570	46.55%
2. United States	2,724	27.74%
3. Mexico	425	4.33%
4. Argentina	366	3.73%
5. United Kingdom	245	2.50%
6. Ireland	137	1.40%
7. Colombia	136	1.39%
8. Chile	123	1.25%
9. Peru	97	0.99%
10. Germany	93	0.95%
11. Ecuador	76	0.77%
12. Puerto Rico	71	0.72%
13. Russia	58	0.59%
14. Venezuela	49	0.50%
15. China	47	0.48%
16. Costa Rica	40	0.41%
17. Italy	39	0.40%
18. (not set)	38	0.39%
19. Uruguay	32	0.33%
20. Australia	26	0.26%
21. Brazil	25	0.25%
22. Canada	24	0.24%
23. India	21	0.21%
24. Sweden	21	0.21%
25. Netherlands	19	0.19%
26. Belgium	18	0.18%
27. Panama	18	0.18%
28. France	17	0.17%
29. Denmark	16	0.16%
30. Austria	15	0.15%
31. Guatemala	15	0.15%

Contribution to total: Users



32.	■	Switzerland	14	0.14%
33.	■	Japan	14	0.14%
34.	■	Turkey	14	0.14%
35.	■	Poland	13	0.13%
36.	■	Ukraine	13	0.13%
37.	■	Portugal	11	0.11%
38.	■	El Salvador	11	0.11%
39.	■	Bolivia	9	0.09%
40.	■	Cuba	6	0.06%
41.	■	Dominican Republic	6	0.06%
42.	■	Lithuania	6	0.06%
43.	■	Bulgaria	5	0.05%
44.	■	Luxembourg	5	0.05%
45.	■	Nicaragua	5	0.05%
46.	■	Hong Kong	4	0.04%
47.	■	South Korea	4	0.04%
48.	■	Nepal	4	0.04%
49.	■	Vietnam	4	0.04%
50.	■	United Arab Emirates	3	0.03%