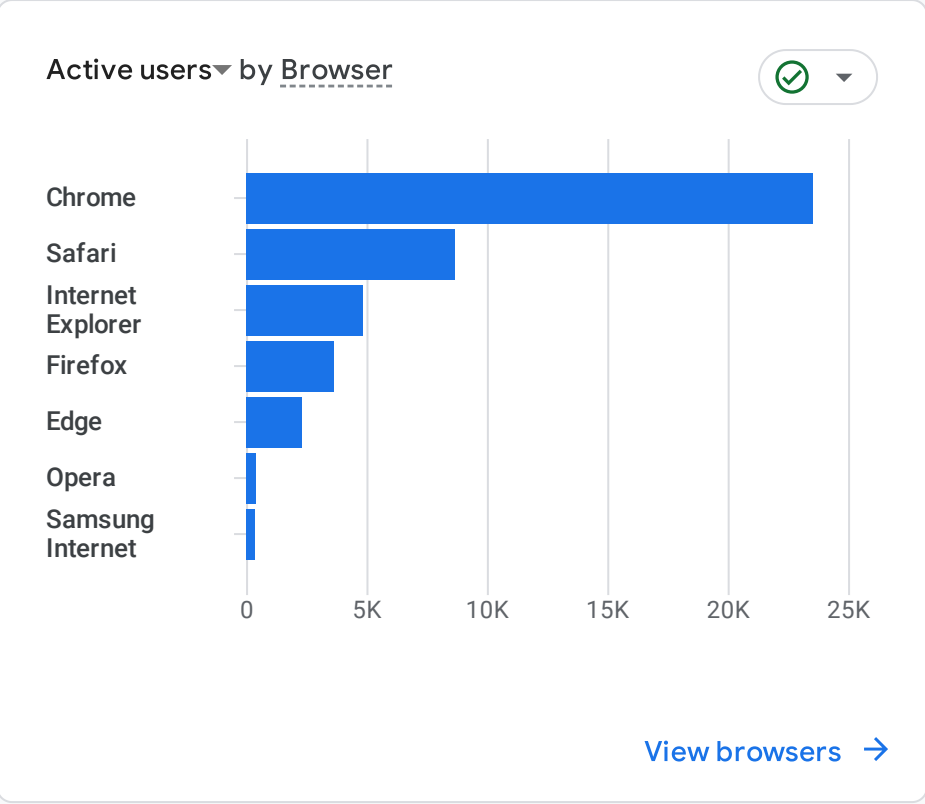
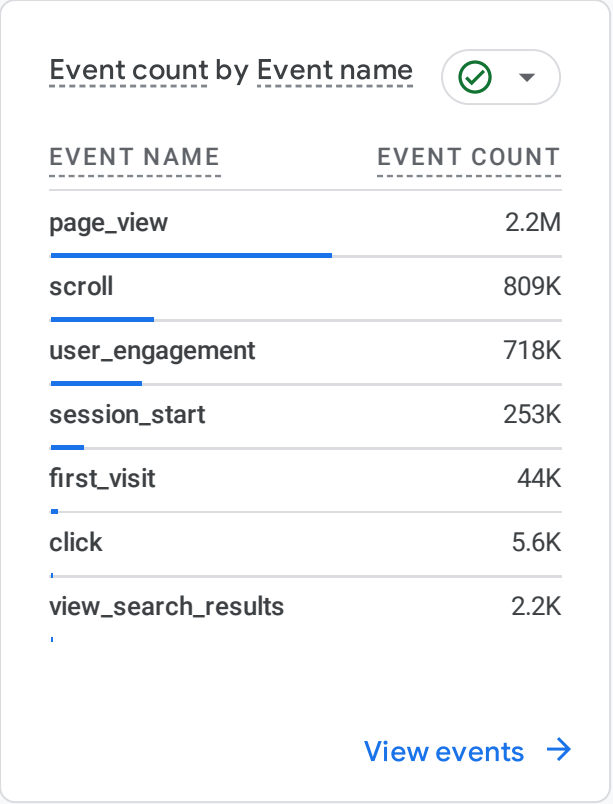
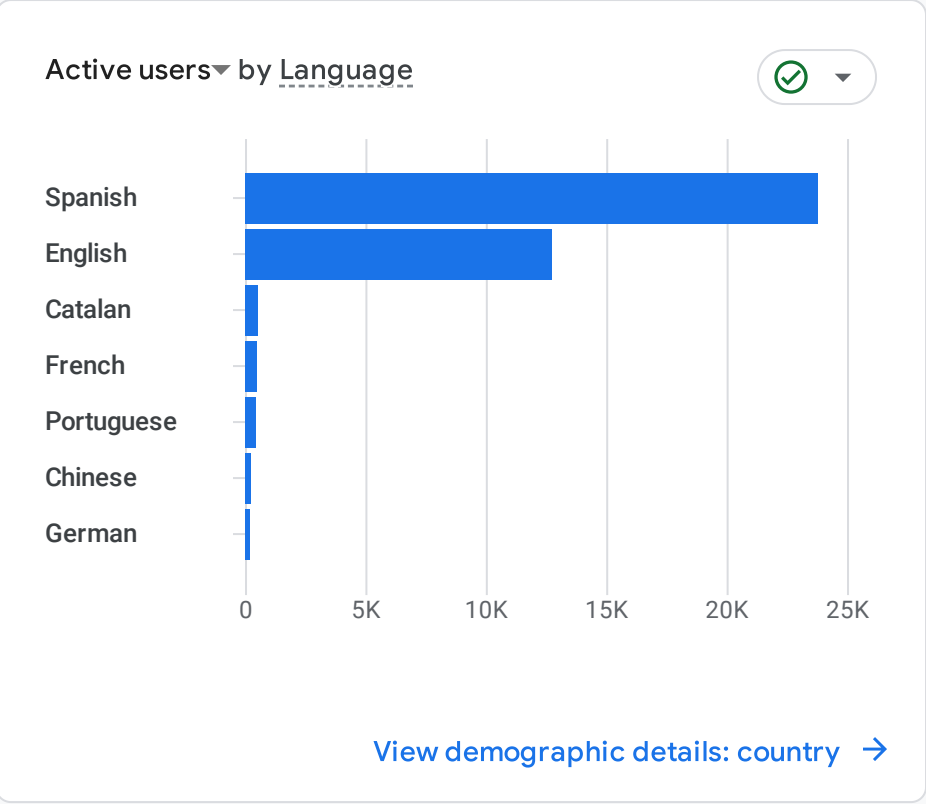
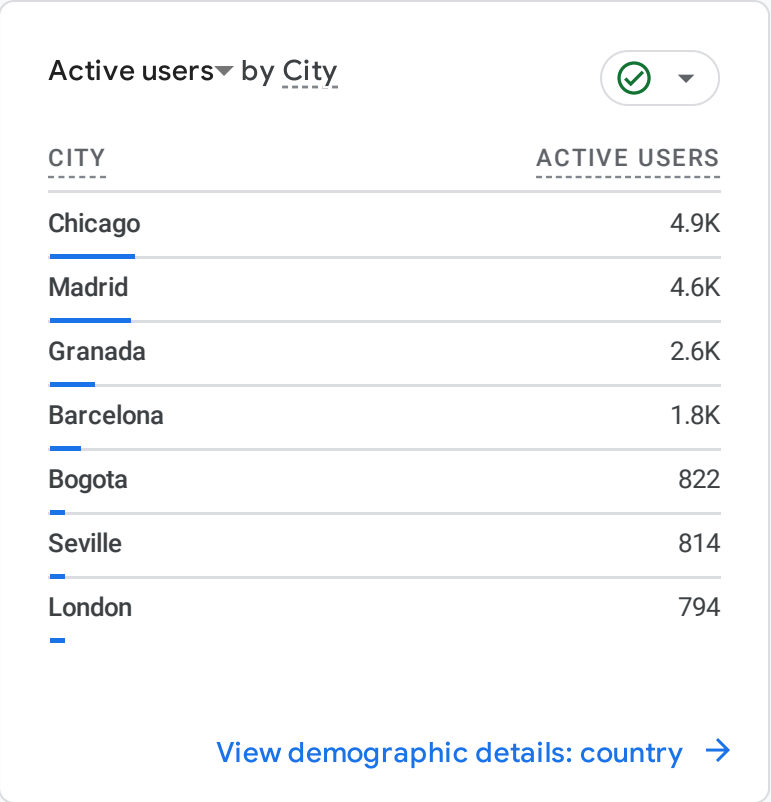
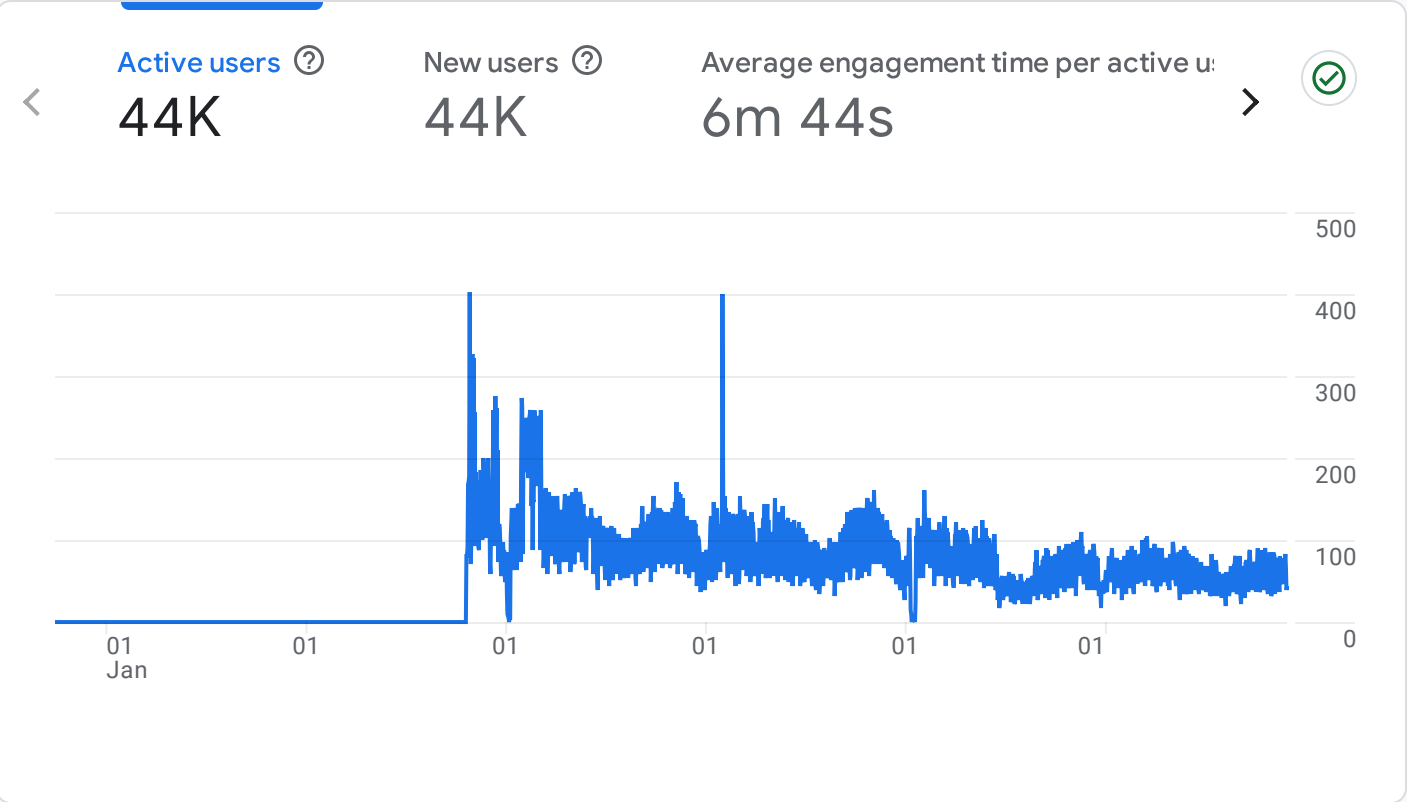


Reports snapshot



All Users

Add comparison

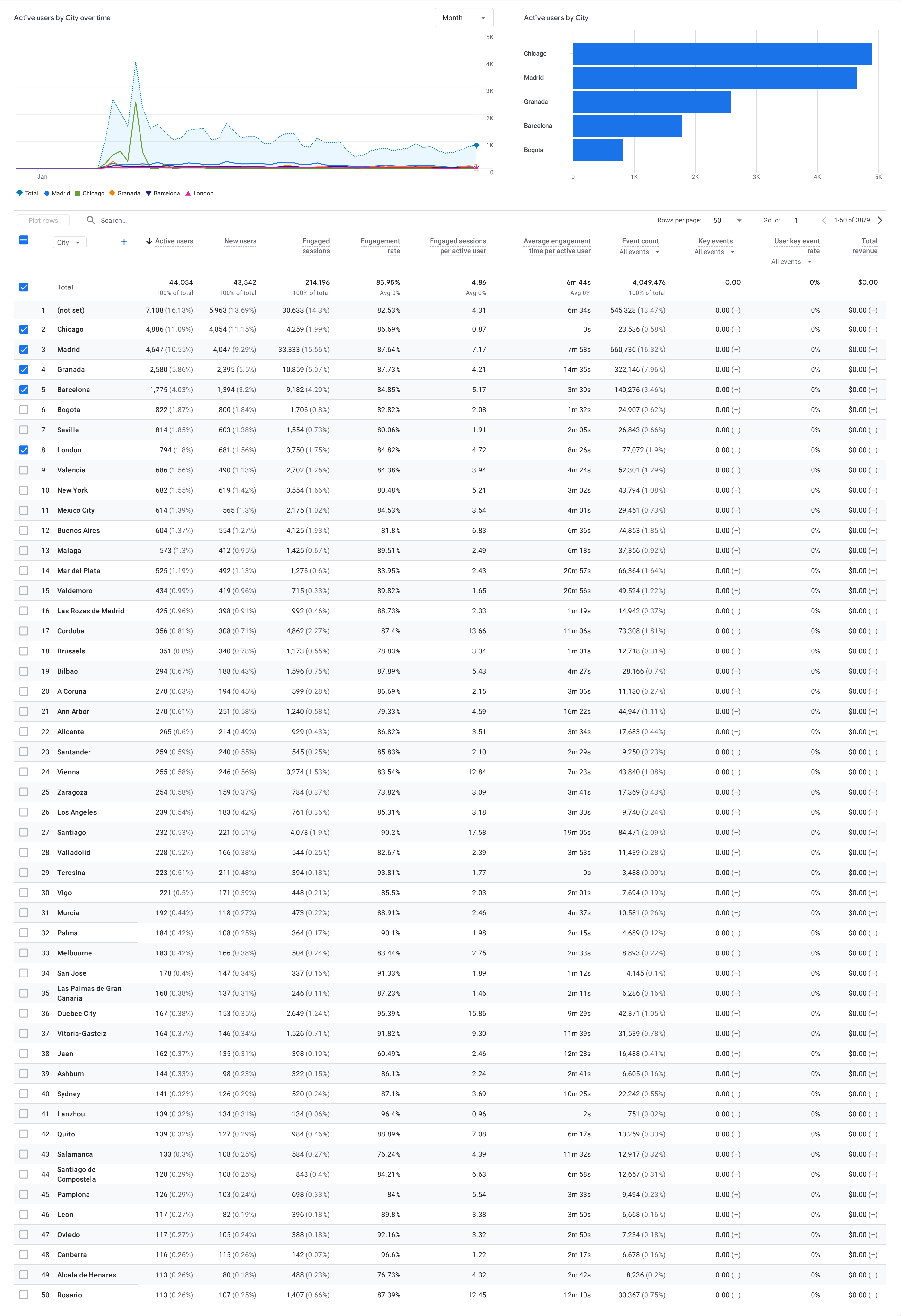
Custom

Oct 10, 2020 - Nov 30, 2025

Demographic details: Country

Top 50 Cities of 3,879 Total

Add filter



Plot rows

Search...

Rows per page: 50

Go to: 1

1-50 of 3879

A

All Users

Add comparison

Custom

Oct 10, 2020 - Nov 30, 2025

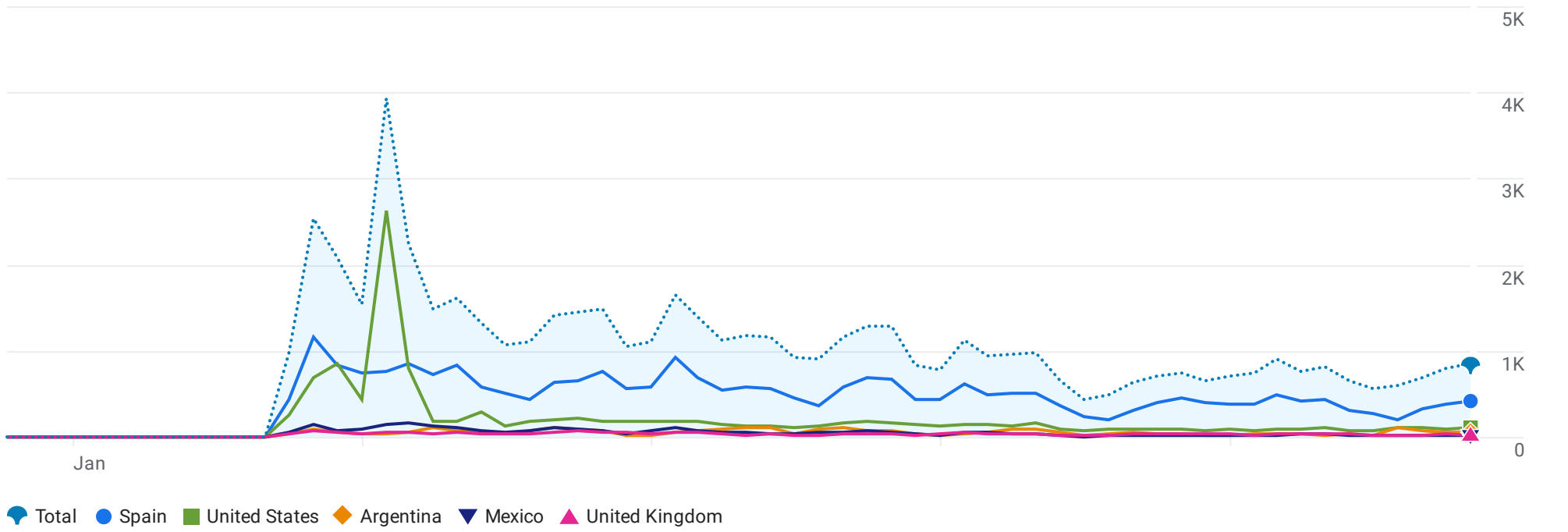
Demographic details: Country

Top 50 Countries of 142 Total

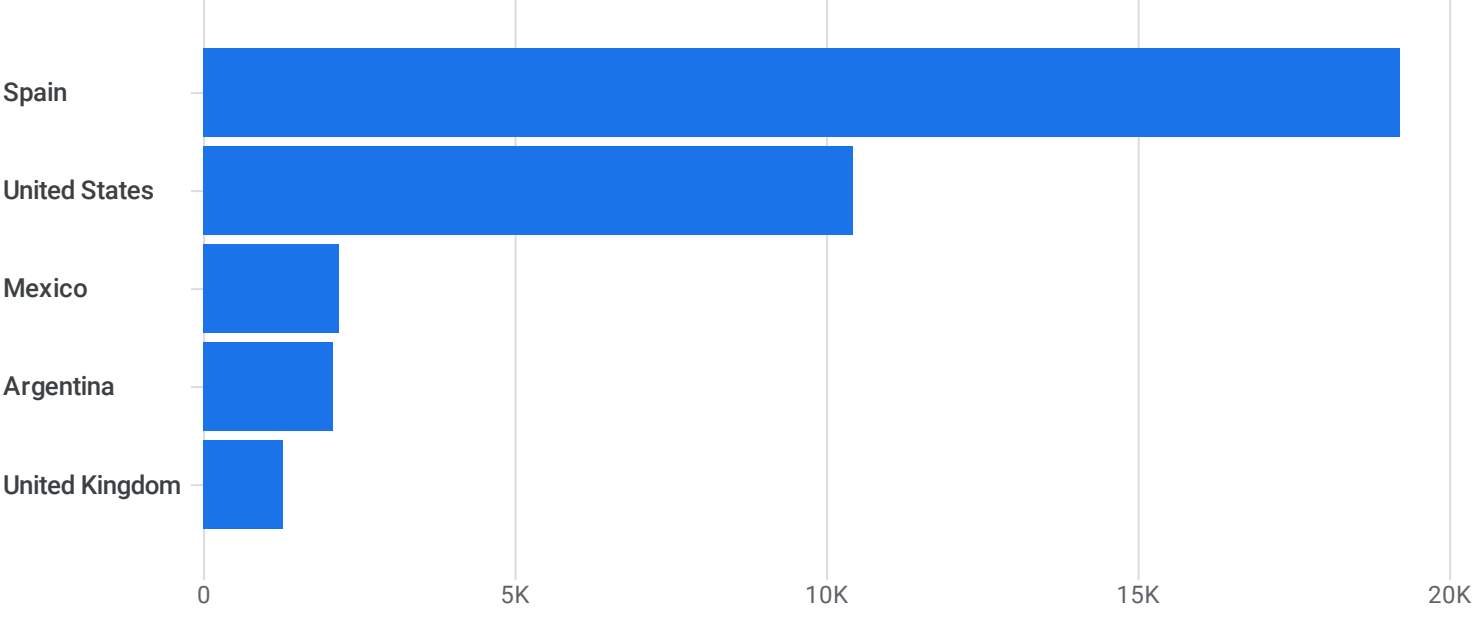
Add filter

Active users by Country over time

Month



Active users by Country



Plot rows		Search...										Rows per page: 50		Go to: 1		1-50 of 142	
<div><div></div><div>Country</div><div></div></div>			Active users	New users	Engaged sessions	Engagement rate	Engaged sessions per active user	Average engagement time per active user	Event count	Key events	User key event rate	Total revenue					
			All events	All events	All events	All events	All events	All events	All events	All events	All events	All events					
<input checked="" type="checkbox"/>	Total		44,054 100% of total	43,542 100% of total	214,196 100% of total	85.95% Avg 0%	4.86 Avg 0%	6m 44s Avg 0%	4,049,476 100% of total	0.00	0%	\$0.00					
<input checked="" type="checkbox"/>	1	Spain	19,198 (43.58%)	18,872 (43.34%)	111,084 (51.86%)	86.8%	5.79	9m 49s	2,340,655 (57.8%)	0.00 (–)	0%	\$0.00 (–)					
<input checked="" type="checkbox"/>	2	United States	10,427 (23.67%)	10,224 (23.48%)	20,296 (9.48%)	80.88%	1.95	1m 50s	293,302 (7.24%)	0.00 (–)	0%	\$0.00 (–)					
<input checked="" type="checkbox"/>	3	Mexico	2,179 (4.95%)	2,129 (4.89%)	8,250 (3.85%)	85.29%	3.79	4m 50s	114,627 (2.83%)	0.00 (–)	0%	\$0.00 (–)					
<input checked="" type="checkbox"/>	4	Argentina	2,076 (4.71%)	2,052 (4.71%)	13,684 (6.39%)	85.47%	6.59	10m 41s	280,419 (6.92%)	0.00 (–)	0%	\$0.00 (–)					
<input checked="" type="checkbox"/>	5	United Kingdom	1,279 (2.9%)	1,185 (2.72%)	7,244 (3.38%)	81.9%	5.66	7m 42s	140,761 (3.48%)	0.00 (–)	0%	\$0.00 (–)					
<input type="checkbox"/>	6	Colombia	1,275 (2.89%)	1,264 (2.9%)	3,059 (1.43%)	85.11%	2.40	1m 37s	39,544 (0.98%)	0.00 (–)	0%	\$0.00 (–)					
<input type="checkbox"/>	7	Australia	611 (1.39%)	602 (1.38%)	2,719 (1.27%)	85.16%	4.45	9m 33s	99,948 (2.47%)	0.00 (–)	0%	\$0.00 (–)					
<input type="checkbox"/>	8	Peru	531 (1.21%)	527 (1.21%)	3,684 (1.72%)	81.07%	6.94	14m 03s	75,084 (1.85%)	0.00 (–)	0%	\$0.00 (–)					
<input type="checkbox"/>	9	Brazil	458 (1.04%)	435 (1%)	935 (0.44%)	88.29%	2.04	38s	10,325 (0.25%)	0.00 (–)	0%	\$0.00 (–)					
<input type="checkbox"/>	10	Austria	411 (0.93%)	401 (0.92%)	3,825 (1.79%)	84.4%	9.31	5m 26s	53,054 (1.31%)	0.00 (–)	0%	\$0.00 (–)					
<input type="checkbox"/>	11	China	410 (0.93%)	369 (0.85%)	1,342 (0.63%)	77.84%	3.27	1m 39s	15,337 (0.38%)	0.00 (–)	0%	\$0.00 (–)					
<input type="checkbox"/>	12	Belgium	408 (0.93%)	392 (0.9%)	1,320 (0.62%)	78.81%	3.24	1m 00s	14,684 (0.36%)	0.00 (–)	0%	\$0.00 (–)					
<input type="checkbox"/>	13	Canada	398 (0.9%)	386 (0.89%)	3,715 (1.73%)	91.43%	9.33	6m 02s	57,518 (1.42%)	0.00 (–)	0%	\$0.00 (–)					
<input type="checkbox"/>	14	Ecuador	361 (0.82%)	348 (0.8%)	1,440 (0.67%)	89.22%	3.99	3m 18s	19,332 (0.48%)	0.00 (–)	0%	\$0.00 (–)					
<input type="checkbox"/>	15	Germany	360 (0.82%)	321 (0.74%)	2,311 (1.08%)	82.62%	6.42	4m 49s	38,586 (0.95%)	0.00 (–)	0%	\$0.00 (–)					
<input type="checkbox"/>	16	Chile	352 (0.8%)	349 (0.8%)	6,289 (2.94%)	88.63%	17.87	16m 35s	118,151 (2.92%)	0.00 (–)	0%	\$0.00 (–)					
<input type="checkbox"/>	17	Costa Rica	277 (0.63%)	262 (0.6%)	746 (0.35%)	91.76%	2.69	2m 10s	9,016 (0.22%)	0.00 (–)	0%	\$0.00 (–)					
<input type="checkbox"/>	18	Luxembourg	241 (0.55%)	244 (0.56%)	675 (0.32%)	96.02%	2.80	1m 07s	7,431 (0.18%)	0.00 (–)	0%	\$0.00 (–)					
<input type="checkbox"/>	19	Italy	236 (0.54%)	221 (0.51%)	797 (0.37%)	82.16%	3.38	1m 52s	11,352 (0.28%)	0.00 (–)	0%	\$0.00 (–)					
<input type="checkbox"/>	20	Venezuela	215 (0.49%)	214 (0.49%)	1,723 (0.8%)	91.21%	8.01	12m 58s	27,071 (0.67%)	0.00 (–)	0%	\$0.00 (–)					
<input type="checkbox"/>	21	Netherlands	210 (0.48%)	186 (0.43%)	5,012 (2.34%)	96.85%	23.87	7m 14s	60,271 (1.49%)	0.00 (–)	0%	\$0.00 (–)					
<input type="checkbox"/>	22	France	201 (0.46%)	152 (0.35%)	470 (0.22%)	80.07%	2.34	1m 17s	6,427 (0.16%)	0.00 (–)	0%	\$0.00 (–)					
<input type="checkbox"/>	23	Switzerland	167 (0.38%)	156 (0.36%)	2,493 (1.16%)	85.79%	14.93	6m 35s	34,868 (0.86%)	0.00 (–)	0%	\$0.00 (–)					
<input type="checkbox"/>	24	Singapore	131 (0.3%)	15 (0.03%)	128 (0.06%)	94.12%	0.98	8s	369 (<0.01%)	0.00 (–)	0%	\$0.00 (–)					
<input type="checkbox"/>	25	India	124 (0.28%)	119 (0.27%)	248 (0.12%)	91.85%	2.00	26s	2,090 (0.05%)	0.00 (–)	0%	\$0.00 (–)					
<input type="checkbox"/>	26	Puerto Rico	119 (0.27%)	111 (0.25%)	301 (0.14%)	74.69%	2.53	2m 59s	4,936 (0.12%)	0.00 (–)	0%	\$0.00 (–)					
<input type="checkbox"/>	27	Uruguay	115 (0.26%)	113 (0.26%)	2,926 (1.37%)	83.24%	25.44	30m 56s	45,379 (1.12%)	0.00 (–)	0%	\$0.00 (–)					
<input type="checkbox"/>	28	El Salvador	103 (0.23%)	102 (0.23%)	105 (0.05%)	89.74%	1.02	53s	1,400 (0.03%)	0.00 (–)	0%	\$0.00 (–)					
	29	(not set)	102 (0.23%)	102 (0.23%)	97 (0.05%)	95.1%	0.95	0s	523 (0.01%)	0.00 (–)	0%	\$0.00 (–)					
<input type="checkbox"/>	30	Guatemala	90 (0.2%)	89 (0.2%)	3,222 (1.5%)	88.71%	35.80	10m 01s	46,043 (1.14%)	0.00 (–)	0%	\$0.00 (–)					
<input type="checkbox"/>	31	Poland	89 (0.2%)	87 (0.2%)	131 (0.06%)	80.86%	1.47	2m 46s	4,437 (0.11%)	0.00 (–)	0%	\$0.00 (–)					
<input type="checkbox"/>	32	Sweden	87 (0.2%)	75 (0.17%)	455 (0.21%)	78.58%	5.23	1m 57s	5,413 (0.13%)	0.00 (–)	0%	\$0.00 (–)					
<input type="checkbox"/>	33	Bolivia	81 (0.18%)	81 (0.19%)	112 (0.05%)	77.78%	1.38	1m 17s	1,569 (0.04%)	0.00 (–)	0%	\$0.00 (–)					
<input type="checkbox"/>	34	Japan	71 (0.16%)	64 (0.15%)	83 (0.04%)	94.32%	1.17	28s	706 (0.02%)	0.00 (–)	0%	\$0.00 (–)					
<input type="checkbox"/>	35	Czechia	69 (0.16%)	52 (0.12%)	236 (0.11%)	74.92%	3.42	3m 55s	4,887 (0.12%)	0.00 (–)	0%	\$0.00 (–)					
<input type="checkbox"/>	36	Portugal	69 (0.16%)	54 (0.12%)	644 (0.3%)	85.19%	9.33	11m 07s	17,008 (0.42%)	0.00 (–)	0%	\$0.00 (–)					
<input type="checkbox"/>	37	Ireland	65 (0.15%)	55 (0.13%)	364 (0.17%)	82.35%	5.60	8m 26s	6,957 (0.17%)	0.00 (–)	0%	\$0.00 (–)					
<input type="checkbox"/>	38	Panama	64 (0.15%)	58 (0.13%)	277 (0.13%)	78.25%	4.33	5m 33s	4,512 (0.11%)	0.00 (–)	0%	\$0.00 (–)					
<input type="checkbox"/>	39	Russia	61 (0.14%)	60 (0.14%)	217 (0.1%)	85.43%	3.56	31s	1,484 (0.04%)	0.00 (–)	0%	\$0.00 (–)					
<input type="checkbox"/>	40	Finland	57 (0.13%)	57 (0.13%)	68 (0.03%)	75.56%	1.19	1m 34s	882 (0.02%)	0.00 (–)	0%	\$0.00 (–)					
<input type="checkbox"/>	41	Cuba	54 (0.12%)	54 (0.12%)	65 (0.03%)	81.25%	1.20	50s	898 (0.02%)	0.00 (–)	0%	\$0.00 (–)					
<input type="checkbox"/>	42	Honduras	52 (0.12%)	49 (0.11%)	54 (0.03%)	83.08%	1.04	16s	494 (0.01%)	0.00 (–)	0%	\$0.00 (–)					
<input type="checkbox"/>	43	South Korea	52 (0.12%)	46 (0.11%)	113 (0.05%)	80.14%	2.17	1m 37s	1,953 (0.05%)	0.00 (–)	0%	\$0.00 (–)					
<input type="checkbox"/>	44	Türkiye	47 (0.11%)	44 (0.1%)	66 (0.03%)	97.06%	1.40	42s	862 (0.02%)	0.00 (–)	0%	\$0.00 (–)					
<input type="checkbox"/>	45	New Zealand	45 (0.1%)	42 (0.1%)	330 (0.15%)	96.49%	7.33	6m 46s	6,815 (0.17%)	0.00 (–)	0%	\$0.00 (–)					
<input type="checkbox"/>	46	United Arab Emirates	45 (0.1%)	42 (0.1%)	159 (0.07%)	87.36%	3.53	1m 10s	2,211 (0.05%)	0.00 (–)	0%	\$0.00 (–)					
<input type="checkbox"/>	47	Philippines	44 (0.1%)	39 (0.09%)	61 (0.03%)	87.14%	1.39	34s	635 (0.02%)	0.00 (–)	0%	\$0.00 (–)					
<input type="checkbox"/>	48	Indonesia	40 (0.09%)	31 (0.07%)	93 (0.04%)	89.42%	2.33	2m 02s	1,206 (0.03%)	0.00 (–)	0%	\$0.00 (–)					
<input type="checkbox"/>	49	Greece	37 (0.08%)	28 (0.06%)	334 (0.16%)	89.07%	9.03	3m 44s	4,677 (0.12%)	0.00 (–)	0%	\$0.00 (–)					
<input type="checkbox"/>	50	Dominican Republic	36 (0.08%)	34 (0.08%)	64 (0.03%)	94.12%	1.78	1m 44s	787 (0.02%)	0.00 (–)	0%	\$0.00 (–)					