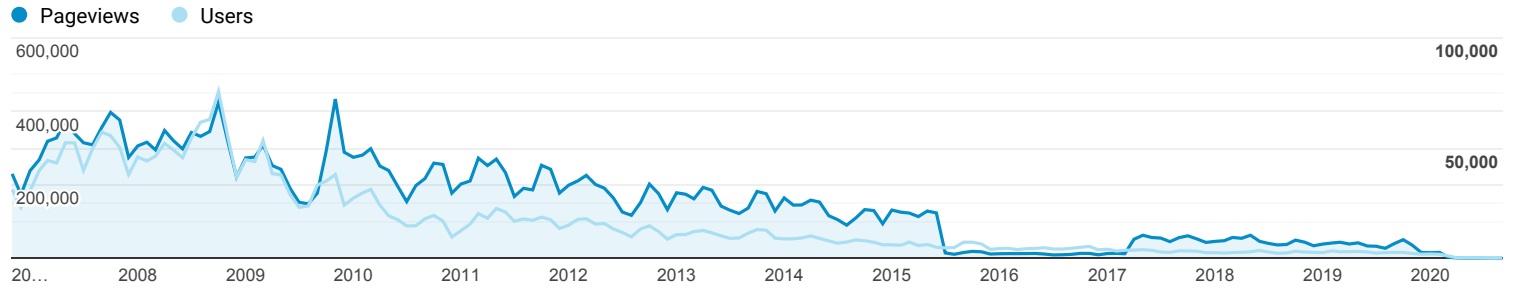


## Audience Overview

All Users  
100.00% Users

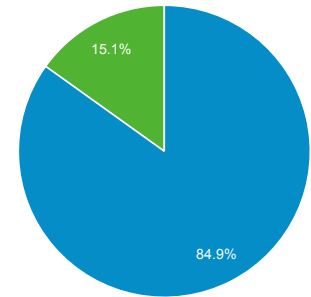
Nov 1, 2006 - Sep 30, 2020

### Overview



<b>Users</b> <b>2,366,933</b>	<b>New Users</b> <b>2,337,961</b>	<b>Sessions</b> <b>5,352,700</b>
<b>Number of Sessions per User</b> <b>2.26</b>	<b>Pageviews</b> <b>24,748,092</b>	<b>Pages / Session</b> <b>4.62</b>
<b>Avg. Session Duration</b> <b>00:07:45</b>	<b>Bounce Rate</b> <b>31.68%</b>	

■ New Visitor ■ Returning Visitor



Browser	Users	% Users
1. Internet Explorer	1,496,963	63.30%
2. Firefox	470,758	19.91%
3. Chrome	222,292	9.40%
4. Safari	111,937	4.73%
5. Android Browser	24,140	1.02%
6. Opera	13,851	0.59%
7. Opera Mini	4,380	0.19%
8. Edge	3,982	0.17%
9. Mozilla	3,971	0.17%
10. Mozilla Compatible Agent	1,851	0.08%

Location

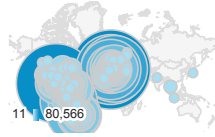
Top 50 Cities of 6,747 Total

Nov 1, 2006 - Sep 30, 2020

All Users  
100.00% Users

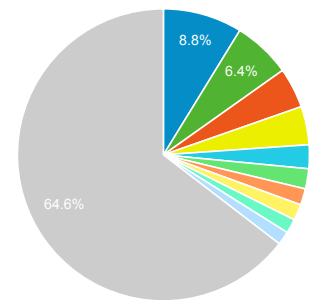
Map Overlay

Summary



City	Users	Users
	2,367,551 % of Total: 100.03% (2,366,933)	2,367,551 % of Total: 100.03% (2,366,933)
1. Madrid	216,472	8.77%
2. (not set)	158,395	6.41%
3. Mexico City	110,228	4.46%
4. Barcelona	104,875	4.25%
5. Bogota	65,034	2.63%
6. La Victoria	54,985	2.23%
7. Santiago	44,548	1.80%
8. Buenos Aires	43,869	1.78%
9. Granada	39,066	1.58%
10. Caracas	36,998	1.50%
11. Seville	32,528	1.32%
12. Valencia	30,686	1.24%
13. Monterrey	29,178	1.18%
14. Lima	28,435	1.15%
15. Guadalajara	27,562	1.12%
16. Bilbao	22,231	0.90%
17. Lopez	20,712	0.84%
18. Medellin	19,808	0.80%
19. Malaga	19,646	0.80%
20. Quito	19,603	0.79%
21. San Jose	18,612	0.75%
22. Guatemala City	18,450	0.75%
23. Montevideo	15,295	0.62%
24. Santo Domingo	14,207	0.58%
25. Zaragoza	13,830	0.56%
26. Palma	13,291	0.54%
27. Puerto Madero	12,850	0.52%
28. London	12,817	0.52%
29. Tijuana	12,171	0.49%
30. New York	11,740	0.48%

Contribution to total: Users



31.	■ Alicante	10,954	0.44%
32.	■ Puebla de los Angeles	10,922	0.44%
33.	■ Chicago	10,728	0.43%
34.	■ San Salvador	10,674	0.43%
35.	■ Panama City	10,620	0.43%
36.	■ A Coruna	10,545	0.43%
37.	■ San Juan	10,480	0.42%
38.	■ Las Palmas de Gran Canaria	10,103	0.41%
39.	■ Guayaquil	9,748	0.39%
40.	■ Lleida	9,209	0.37%
41.	■ Vigo	9,198	0.37%
42.	■ Cordoba	9,091	0.37%
43.	■ Murcia	9,080	0.37%
44.	■ Pamplona	9,069	0.37%
45.	■ Providencia	8,746	0.35%
46.	■ Donostia-San Sebastian	8,638	0.35%
47.	■ Girona	8,412	0.34%
48.	■ Valladolid	8,304	0.34%
49.	■ Nuestra Senora de La Paz	8,207	0.33%
50.	■ Cali	8,067	0.33%

Rows 1 - 50 of 6747

Location

Top 50 Countries of 172 Total

Nov 1, 2006 - Sep 30, 2020

All Users  
100.00% Users

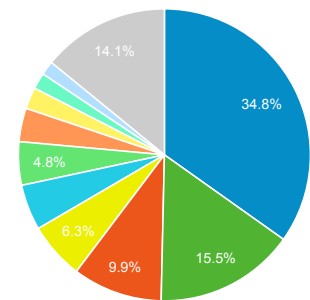
Map Overlay

Summary



Country	Users	Users
	2,367,551 % of Total: 100.03% (2,366,933)	2,367,551 % of Total: 100.03% (2,366,933)
1. Spain	828,361	34.82%
2. Mexico	369,492	15.53%
3. United States	236,376	9.94%
4. Argentina	149,714	6.29%
5. Colombia	120,288	5.06%
6. Peru	114,278	4.80%
7. Chile	88,202	3.71%
8. Venezuela	57,021	2.40%
9. Puerto Rico	42,588	1.79%
10. Ecuador	36,965	1.55%
11. Costa Rica	33,562	1.41%
12. United Kingdom	30,697	1.29%
13. Guatemala	22,866	0.96%
14. Panama	21,294	0.90%
15. Dominican Republic	18,827	0.79%
16. El Salvador	17,492	0.74%
17. Germany	17,309	0.73%
18. Uruguay	15,747	0.66%
19. Bolivia	15,025	0.63%
20. Canada	13,797	0.58%
21. Honduras	10,221	0.43%
22. Nicaragua	7,195	0.30%
23. (not set)	5,978	0.25%
24. France	5,278	0.22%
25. Paraguay	4,771	0.20%
26. Brazil	4,728	0.20%
27. Netherlands	4,351	0.18%
28. Thailand	3,964	0.17%
29. Italy	3,921	0.16%
30. Switzerland	3,425	0.14%

Contribution to total: Users



31.	■	Australia	3,350	0.14%
32.	■	Poland	3,102	0.13%
33.	■	India	3,037	0.13%
34.	■	Ireland	3,016	0.13%
35.	■	Japan	2,973	0.12%
36.	■	Taiwan	2,822	0.12%
37.	■	China	2,574	0.11%
38.	■	Indonesia	2,553	0.11%
39.	■	Sweden	2,240	0.09%
40.	■	Greece	2,165	0.09%
41.	■	Belgium	2,111	0.09%
42.	■	Finland	2,003	0.08%
43.	■	Turkey	1,960	0.08%
44.	■	Austria	1,885	0.08%
45.	■	Estonia	1,885	0.08%
46.	■	Russia	1,573	0.07%
47.	■	Cuba	1,562	0.07%
48.	■	Bulgaria	1,551	0.07%
49.	■	Romania	1,529	0.06%
50.	■	Hungary	1,497	0.06%

Rows 1 - 50 of 172