

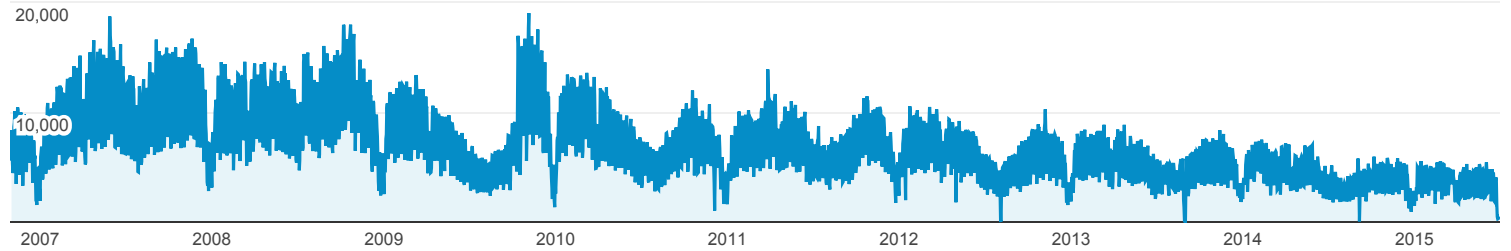
Nov 1, 2006 - Jun 30, 2015

Audience Overview

All Sessions
100.00%

Overview

Pageviews



Sessions
4,776,572

Users
2,197,473

Pageviews
22,863,431

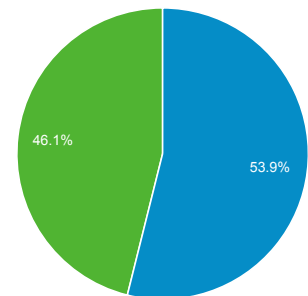
Pages / Session
4.79

Avg. Session Duration
00:07:32

Bounce Rate
29.91%

% New Sessions
45.97%

Returning Visitor (blue) New Visitor (green)



Operating System

Operating System	Sessions	% Sessions
1. Windows	4,211,366	88.17%
2. Macintosh	327,870	6.86%
3. Android	70,844	1.48%
4. Linux	68,448	1.43%
5. iOS	56,665	1.19%
6. iPhone	9,587	0.20%
7. (not set)	7,318	0.15%
8. iPad	6,161	0.13%
9. BlackBerry	5,850	0.12%
10. iPod	3,238	0.07%

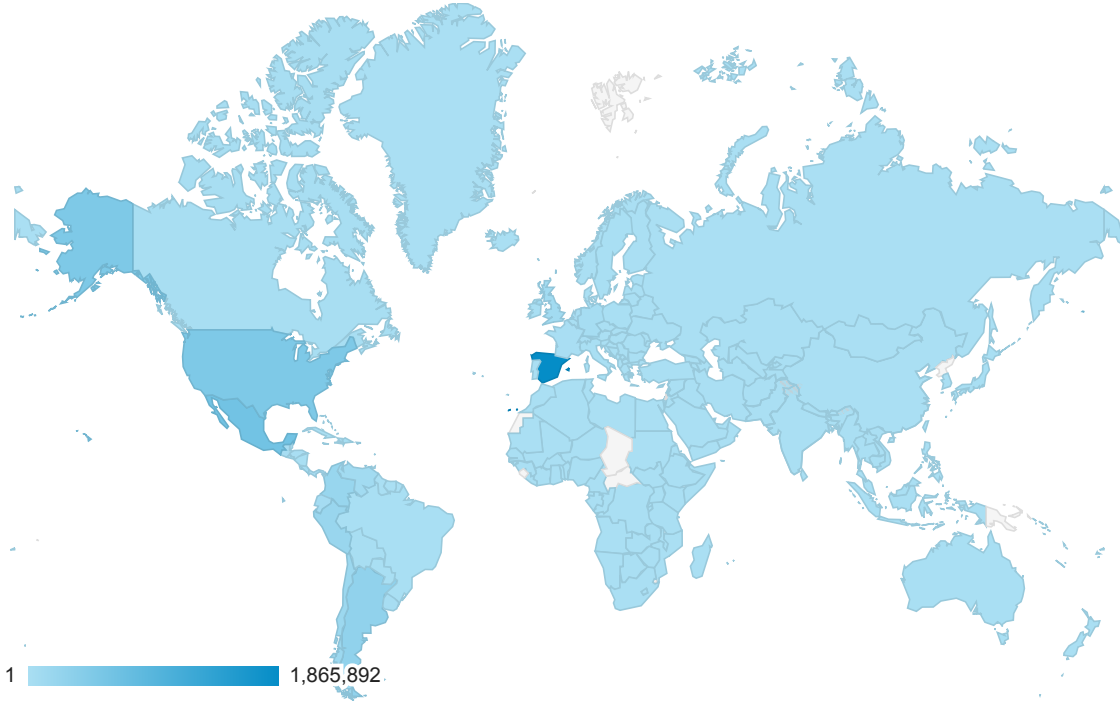
Nov 1, 2006 - Jun 30, 2015

Location Top 50 Countries of 218 Total

All Sessions
100.00%

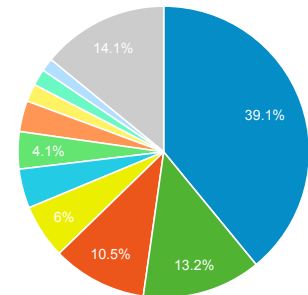
Map Overlay

Summary



Country	Sessions	Sessions
	4,776,571 % of Total: 100.00% (4,776,572)	4,776,571 % of Total: 100.00% (4,776,572)
1. ■ Spain	1,865,892	39.06%
2. ■ Mexico	629,398	13.18%
3. ■ United States	501,372	10.50%
4. ■ Argentina	286,878	6.01%
5. ■ Colombia	208,147	4.36%
6. ■ Peru	197,614	4.14%
7. ■ Chile	163,751	3.43%
8. ■ Venezuela	93,835	1.96%
9. ■ United Kingdom	87,187	1.83%
10. ■ Costa Rica	69,792	1.46%
11. ■ Puerto Rico	69,256	1.45%
12. ■ Ecuador	61,574	1.29%
13. ■ Germany	50,055	1.05%
14. ■ Guatemala	38,020	0.80%
15. ■ Uruguay	36,267	0.76%
16. ■ Panama	35,427	0.74%
17. ■ Dominican Republic	34,112	0.71%
18. ■ El Salvador	30,024	0.63%

Contribution to total: Sessions



19.	■	Canada	26,342	0.55%
20.	■	Bolivia	23,090	0.48%
21.	■	Netherlands	15,774	0.33%
22.	■	Switzerland	14,784	0.31%
23.	■	Honduras	14,755	0.31%
24.	■	France	12,849	0.27%
25.	■	(not set)	12,685	0.27%
26.	■	Italy	11,280	0.24%
27.	■	Brazil	11,049	0.23%
28.	■	Nicaragua	10,545	0.22%
29.	■	Belgium	8,711	0.18%
30.	■	Poland	8,626	0.18%
31.	■	Paraguay	8,415	0.18%
32.	■	Ireland	7,489	0.16%
33.	■	Sweden	7,351	0.15%
34.	■	Taiwan	6,841	0.14%
35.	■	Australia	6,296	0.13%
36.	■	Japan	6,106	0.13%
37.	■	Thailand	4,834	0.10%
38.	■	China	4,795	0.10%
39.	■	Finland	4,645	0.10%
40.	■	Czech Republic	4,389	0.09%
41.	■	Cuba	4,200	0.09%
42.	■	India	3,896	0.08%
43.	■	Israel	3,886	0.08%
44.	■	Denmark	3,723	0.08%
45.	■	Philippines	3,631	0.08%
46.	■	Hungary	3,147	0.07%
47.	■	Turkey	2,985	0.06%
48.	■	Indonesia	2,833	0.06%
49.	■	Bulgaria	2,787	0.06%
50.	■	Portugal	2,780	0.06%

Rows 1 - 50 of 218

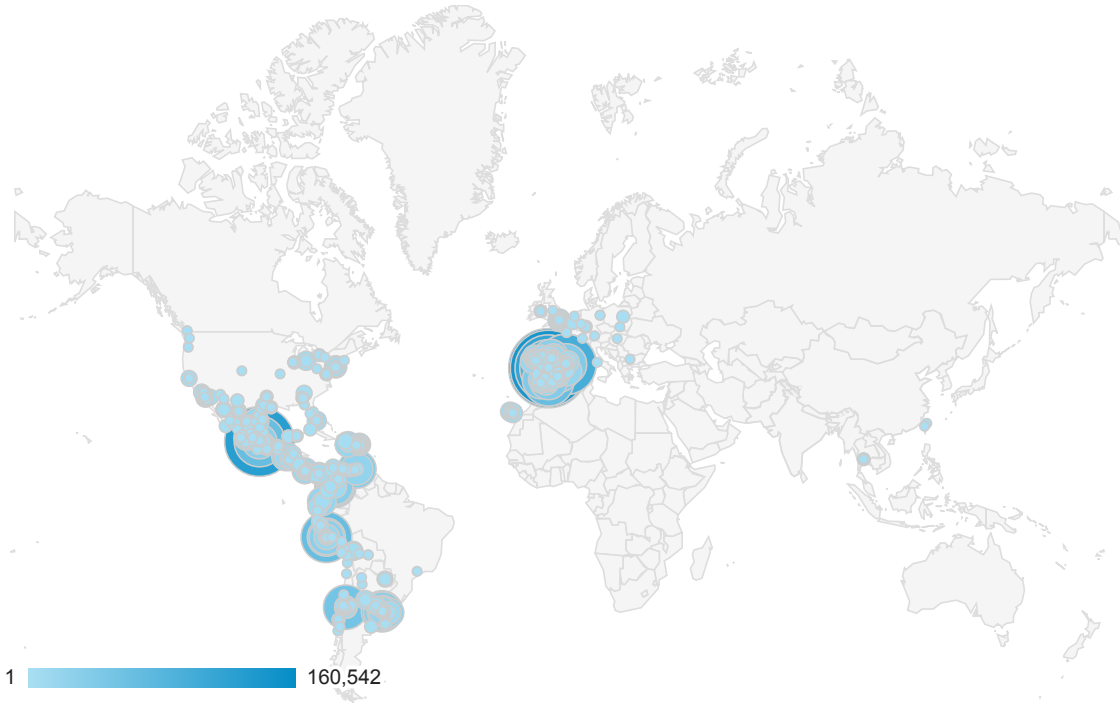
Nov 1, 2006 - Jun 30, 2015

Location Top 50 Cities of 14997 Total

All Sessions
100.00%

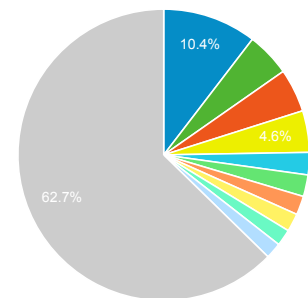
Map Overlay

Summary



City	Sessions	Sessions
	4,776,571 % of Total: 100.00% (4,776,572)	4,776,571 % of Total: 100.00% (4,776,572)
1. ■ Madrid	497,486	10.42%
2. ■ Barcelona	233,005	4.88%
3. ■ (not set)	230,024	4.82%
4. ■ Mexico City	220,464	4.62%
5. ■ Bogota	118,583	2.48%
6. ■ Granada	114,590	2.40%
7. ■ La Victoria	99,560	2.08%
8. ■ Buenos Aires	96,060	2.01%
9. ■ Santiago	87,528	1.83%
10. ■ Seville	84,945	1.78%
11. ■ Valencia	64,034	1.34%
12. ■ Caracas	63,473	1.33%
13. ■ Lima	50,115	1.05%
14. ■ Bilbao	47,882	1.00%
15. ■ Guadalajara	43,458	0.91%
16. ■ Monterrey	42,603	0.89%
17. ■ San Jose	40,980	0.86%
18. ■ Malaga	39,175	0.82%

Contribution to total: Sessions



19.	■ London	37,012	0.77%
20.	■ Lopez	35,392	0.74%
21.	■ Montevideo	34,697	0.73%
22.	■ Quito	34,082	0.71%
23.	■ Medellin	33,691	0.71%
24.	■ Guatemala City	32,138	0.67%
25.	■ Zaragoza	28,128	0.59%
26.	■ Alicante	27,180	0.57%
27.	■ Palma	26,590	0.56%
28.	■ Puerto Madero	25,517	0.53%
29.	■ New York	24,267	0.51%
30.	■ Santo Domingo	23,677	0.50%
31.	■ Vigo	23,133	0.48%
32.	■ Pamplona	23,042	0.48%
33.	■ Las Palmas de Gran Canaria	22,423	0.47%
34.	■ A Coruna	20,424	0.43%
35.	■ Murcia	20,350	0.43%
36.	■ Girona	19,838	0.42%
37.	■ Panama	19,349	0.41%
38.	■ San Salvador	18,660	0.39%
39.	■ San Sebastian	18,506	0.39%
40.	■ San Juan	18,373	0.38%
41.	■ Tijuana	18,174	0.38%
42.	■ Valladolid	17,626	0.37%
43.	■ Oviedo	17,045	0.36%
44.	■ Puebla	16,835	0.35%
45.	■ Guayaquil	16,542	0.35%
46.	■ Providencia	15,995	0.33%
47.	■ Rosario	15,375	0.32%
48.	■ Tarragona	14,484	0.30%
49.	■ Cordoba	14,298	0.30%
50.	■ Cordoba	13,870	0.29%

Rows 1 - 50 of 14997